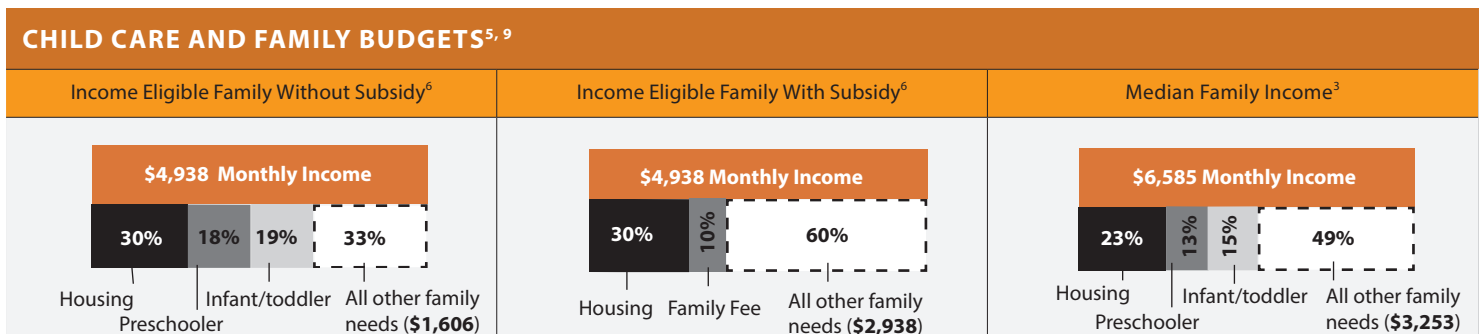


The 2021 California Child Care Portfolio, the 13th edition of a biennial report, presents a unique portrait of child care supply, demand, and cost statewide and county by county, as well as data regarding employment, poverty, and family budgets. The child care data in this report was gathered with the assistance of local child care resource and referral programs (R&Rs). R&Rs work daily to help parents find child care that best suits their family and economic needs. They also work to build and support the delivery of high-quality child care services in diverse settings throughout the state. To access the full report summary and county pages, go to our website at www.rnetwork.org.

PEOPLE ¹	COUNTY			STATE		
	2018	2021	CHANGE	2018	2021	CHANGE
Total number of residents	2,419,897	2,477,971	2%	39,864,538	39,142,991	-2%
Number of children 0-12	422,614	409,235	-3%	6,578,476	6,288,604	-4%
Under 2 years	59,671	56,742	-5%	941,215	876,608	-7%
2 years	30,845	29,012	-6%	489,567	443,635	-9%
3 years	31,596	30,307	-4%	503,509	457,604	-9%
4 years	31,771	31,014	-2%	503,657	481,746	-4%
5 years	31,912	32,417	2%	506,494	489,879	-3%
6-10 years	166,042	162,259	-2%	2,576,958	2,525,335	-2%
11-12 years	70,777	66,484	-6%	1,057,076	1,013,797	-4%

CHILD CARE AVAILABILITY ²	COUNTY			STATE		
	2019	2021	CHANGE	2019	2021	CHANGE
Children age 0-12 with parents in the labor force for whom a licensed child care space is available	18%	15%	-3%	25%	25%	0%

POVERTY ³	COUNTY			STATE			FAMILIES IN POVERTY IN 2021 ³	
	2018	2021	CHANGE	2018	2021	CHANGE	COUNTY	STATE
Number of people living in poverty	306,452	280,367	-9%	4,969,326	4,733,036	-5%	13%	13%
Children 0-5 living in poverty	33,433	26,599	-20%	499,726	406,369	-19%		
Children in subsidized care ⁴	16,661	17,108	1%	337,264	372,938	11%		



AGE/TYPE

CHILD CARE	LICENSED CHILD CARE CENTERS			LICENSED FAMILY CHILD CARE HOMES			CHILD CARE REQUESTS ⁸	
	2019	2021	CHANGE	2019	2021	CHANGE		
Total number of spaces	31,489	22,469	-29%	15,532	15,212	-2%	Under 2 years	24%
Under 2 years	2,026	1,581	-22%				2-5 years	48%
2-5 years	24,473	15,471	-26%				6 years and older	28%
6 years and older	4,990	5,147	3%					
Total number of sites	428	247	-42%	1,486	1,514	2%		

36%

Child care programs participating in the Child Care Food Program

40%

Child care centers with one or more federal/state/local contracts

SCHEDULE AND COST

CHILD CARE SUPPLY	LICENSED CHILD CARE CENTERS	LICENSED FAMILY CHILD CARE HOMES	CHILD CARE REQUESTS	
Full-time and part-time spaces	66%	67%	AGES	FULL-TIME
Only full-time spaces	28%	33%	Under 2 years	94%
Only part-time spaces	6%	0%	2 years	96%
Sites offering evening, weekend or overnight care	10%	33%	3 years	94%
Monthly full-time infant care ⁹	\$1,292	\$956	4 years	90%
Monthly full-time preschool care ⁹	\$869	\$814	5 years	96%
MAJOR REASONS FAMILIES SEEK CHILD CARE¹⁰			REQUESTS FOR CARE DURING NONTRADITIONAL HOURS	
82% Employment	10% Parent in school or training	9% Parent seeking employment	Evening / weekend / overnight care	11%

LANGUAGE

CENTERS WITH AT LEAST ONE STAFF SPEAKING THE FOLLOWING LANGUAGES ¹⁰	LANGUAGE SPOKEN AT HOME	
English 100%, Spanish 29%, Tagalog <1%, Arabic <1%	English only	58%
FAMILY CHILD CARE PROVIDERS SPEAKING THE FOLLOWING LANGUAGES¹⁰	Spanish	35%
English 98%, Spanish 38%, Chinese <1%, Tagalog <1%, Vietnamese <1%, French <1%	Asian/Pacific Island language	4%
	Another language	1%

1. CA Department of Finance Population Projections 2021
 2. American Community Survey Microdata and R&R databases 2021, calculated by KidsData
 3. American Community Survey 2021 1-year estimates. Poverty is defined using the federal poverty guidelines.
 4. CA Dept of Social Services CDD 801-A, CW115 July 2021; CA Dept of Education CSPP Enrollment
 5. U.S. Housing and Urban Development rent for 2-bedroom 50th percentile
 6. 85% of 2021 State Median Income for a family of three
 7. Resource and referral (R&R) databases 2021
 8. R&R child care referrals April/May/June 2021
 9. 2021 Regional Market Rate Survey, Network estimate
 10. Percentages may exceed 100% when multiple options are chosen

For more information about child care in RIVERSIDE COUNTY:

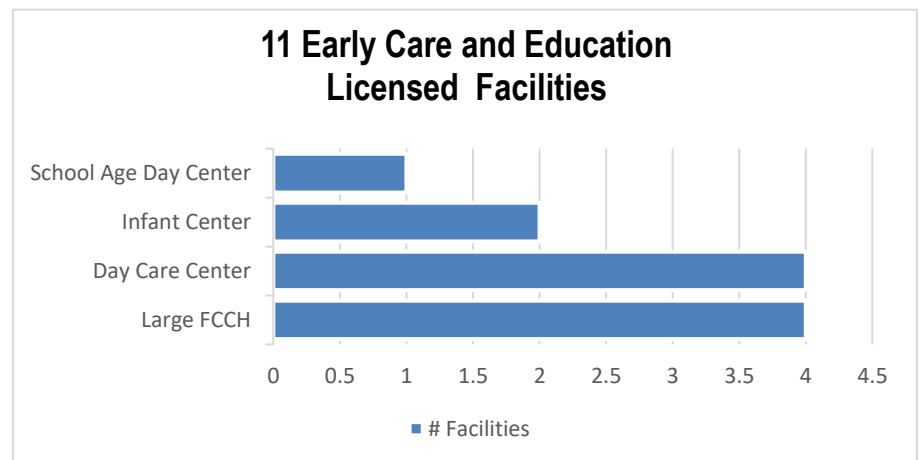
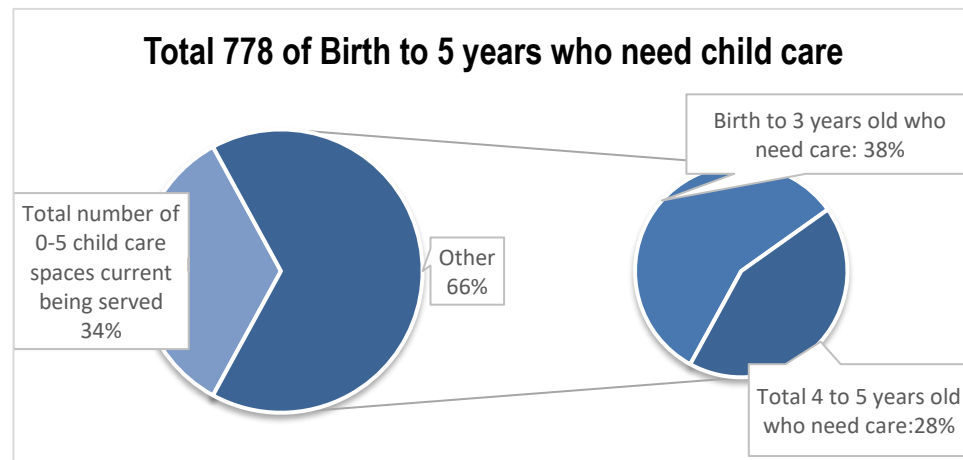
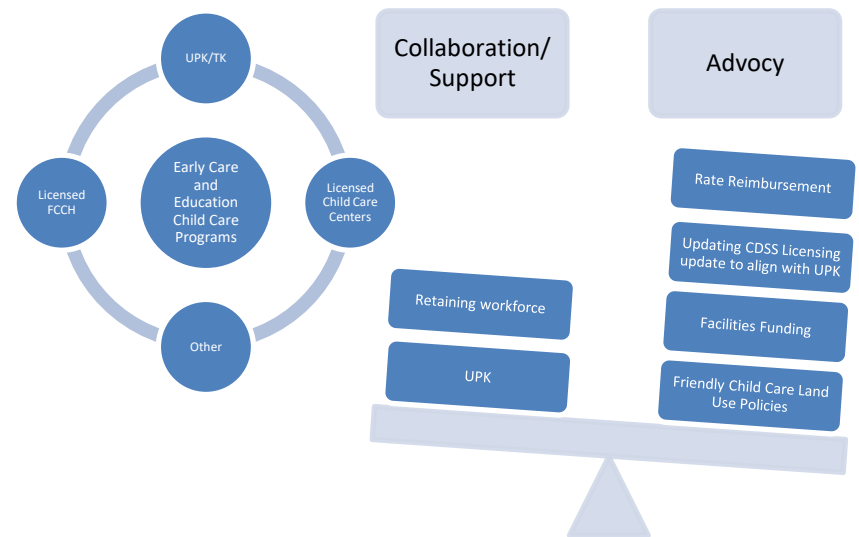
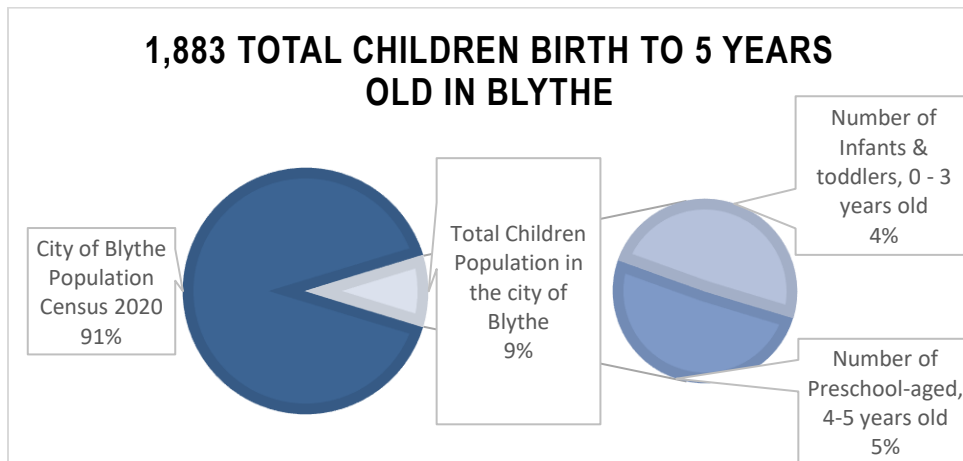
Riverside County Early Care and Education
Early Care and Education
951-826-6626
www.rcoe.us

City of Blythe Child Care Licensed Facilities

The information below informs the number of licensed Child Care Centers and Large Family Child Care Homes (FCCH) programs currently operating in your city.

Special Note: FCCH are allowed by right to operate in their residential home as state law SB234 exempts from local planning/use of permits, business licenses and other permits/fees.
2024 CDSS Licensing Data

Zip Code: 92225, 92226 (2,418,177 Riverside County Population Census 2020)

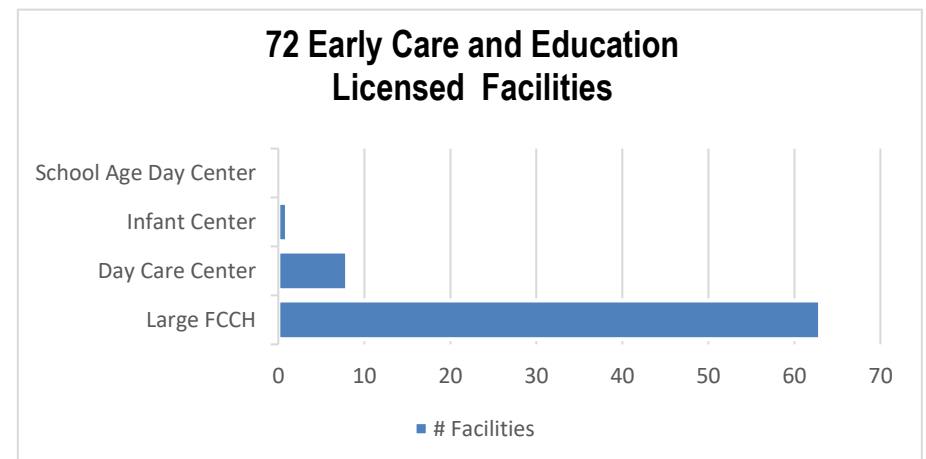
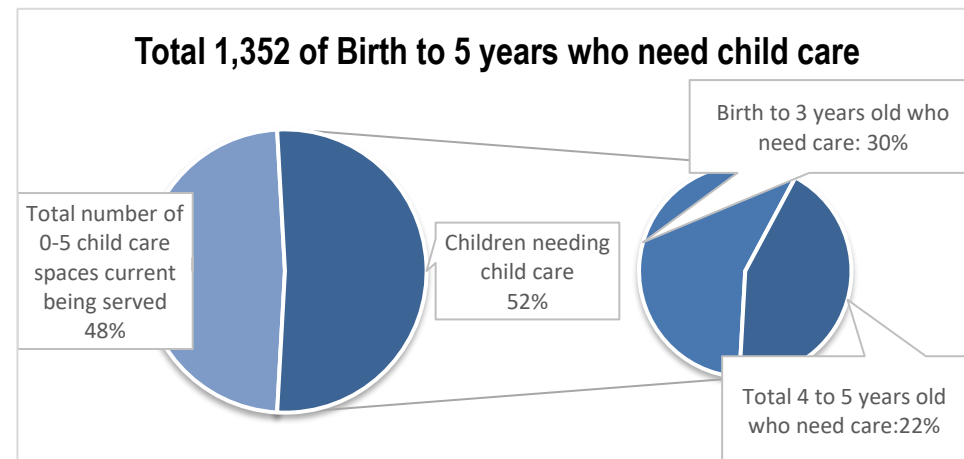
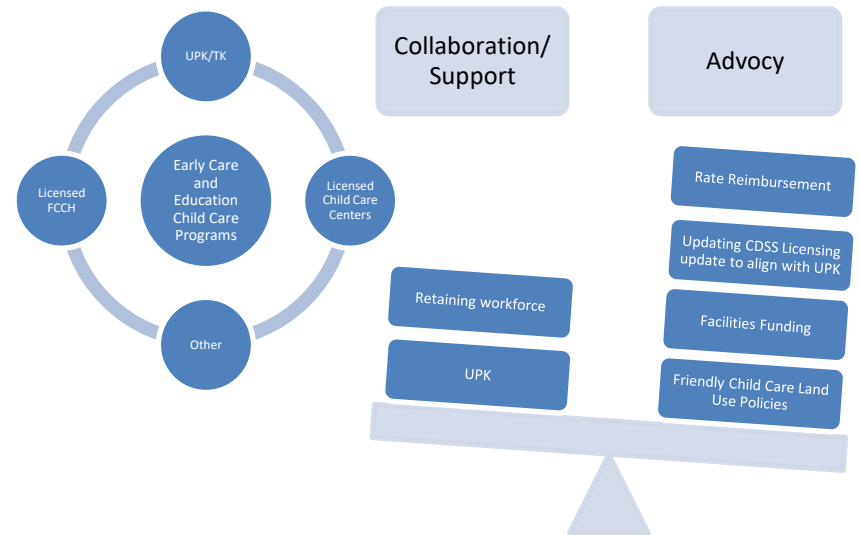
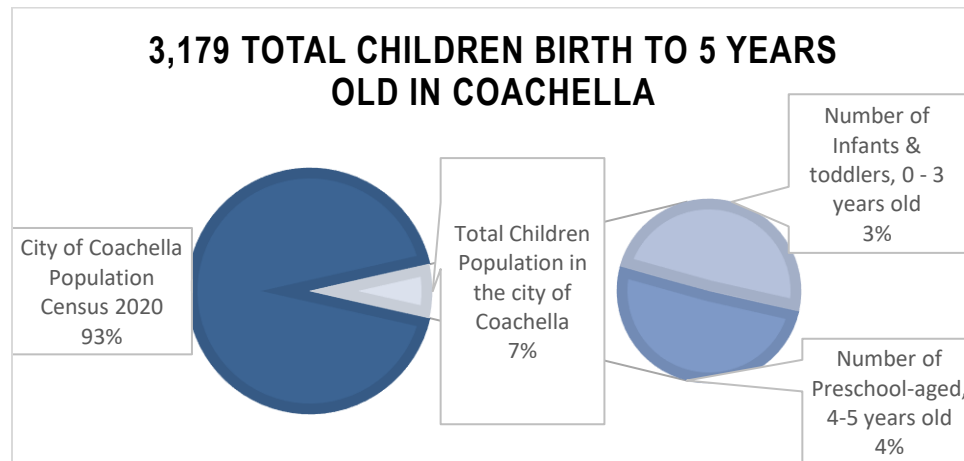


City of Coachella Child Care Licensed Facilities

The information below informs the number of licensed Child Care Centers and Large Family Child Care Homes (FCCH) programs currently operating in your city.

Special Note: FCCH are allowed by right to operate in their residential home as state law SB234 exempts from local planning/use of permits, business licenses and other permits/fees.
2024 CDSS Licensing Data

Zip Code: 92236 (2,418,177 Riverside County Population Census 2020)

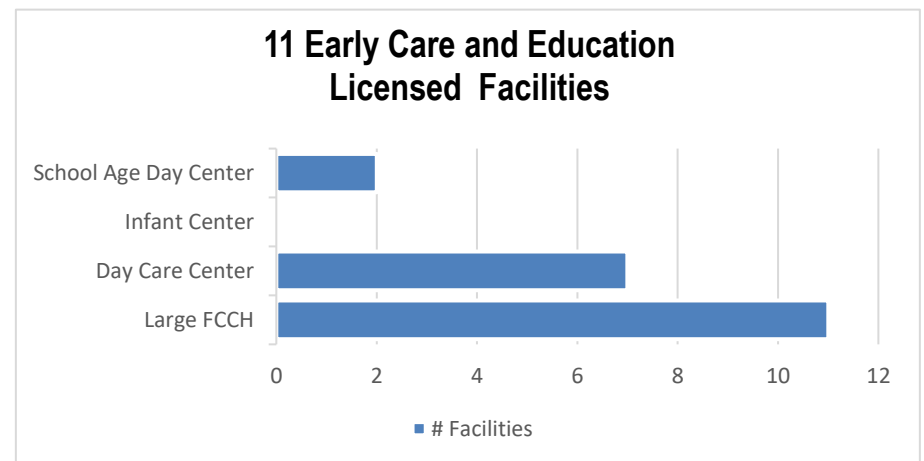
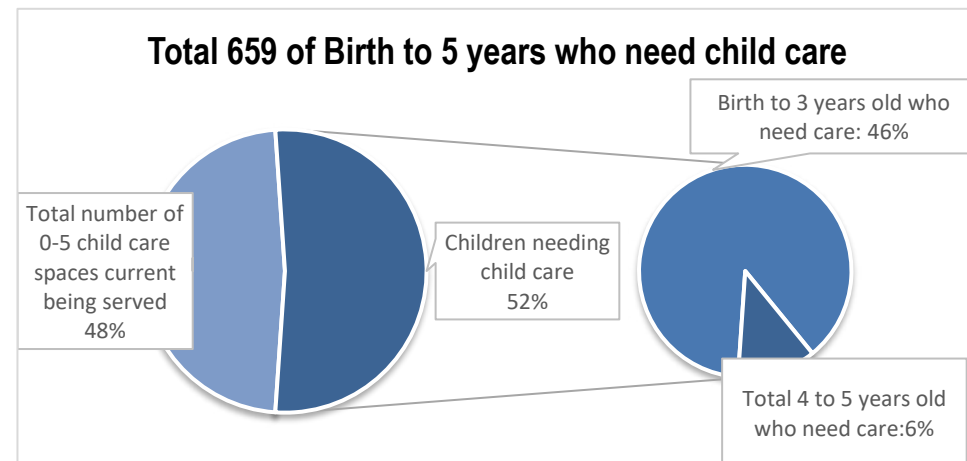
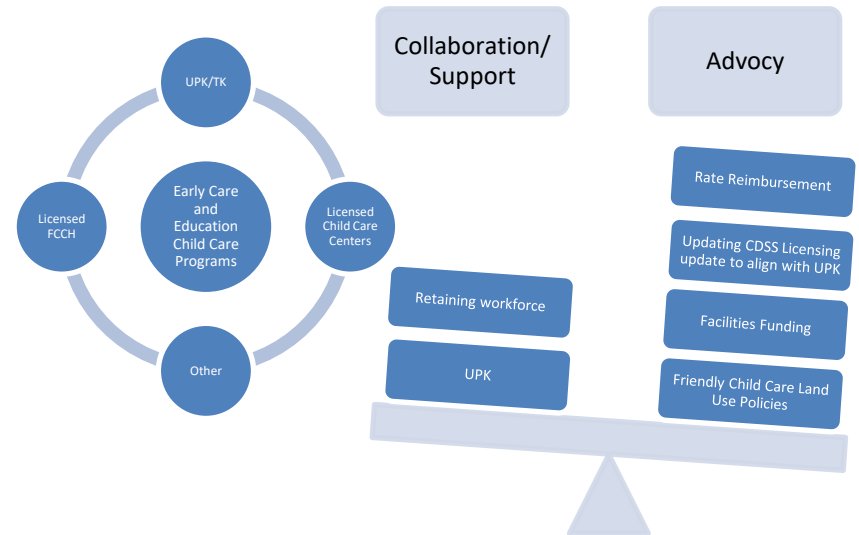
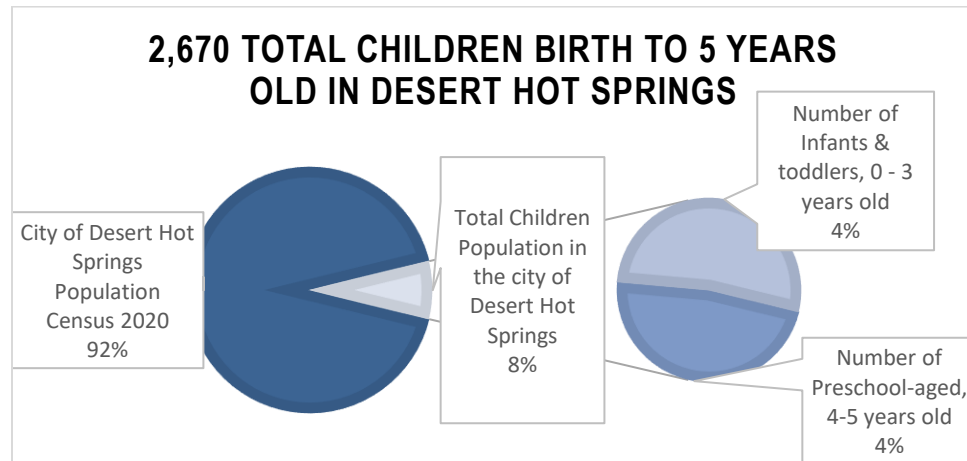


City of Desert Hot Springs Care Licensed Facilities

The information below informs the number of licensed Child Care Centers and Large Family Child Care Homes (FCCH) programs currently operating in your city.

Special Note: FCCH are allowed by right to operate in their residential home as state law SB234 exempts from local planning/use of permits, business licenses and other permits/fees. 2024 CDSS Licensing Data

Zip Code: 92240, 92241 (2,418,177 Riverside County Population Census 2020)

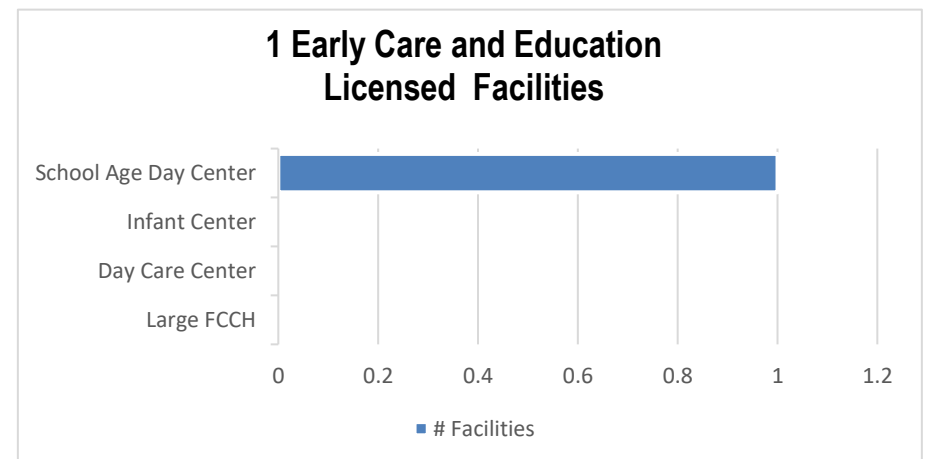
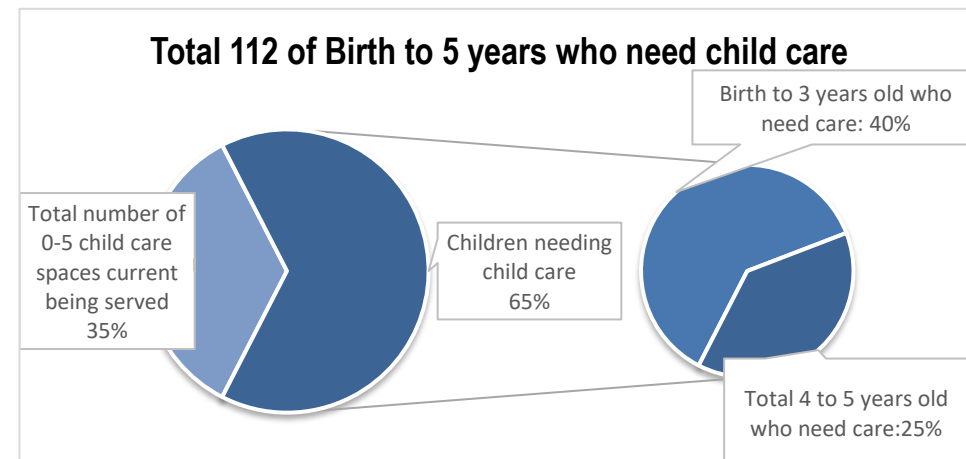
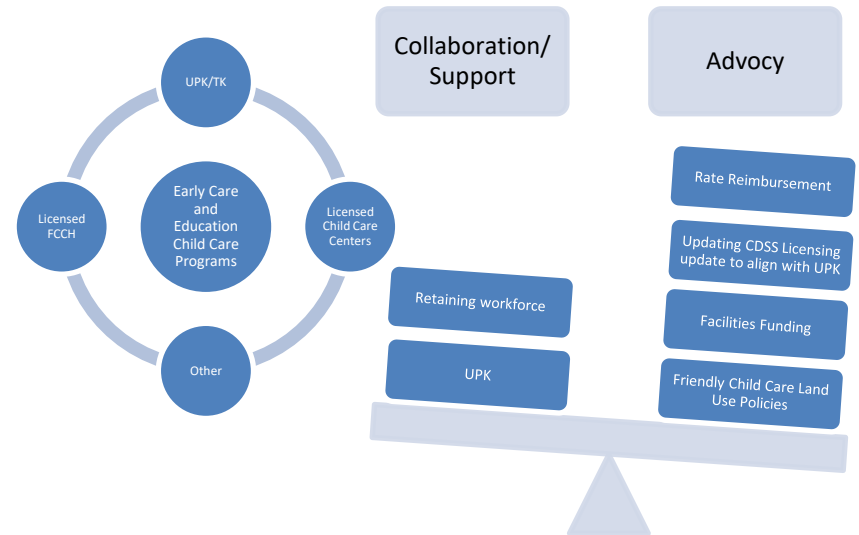
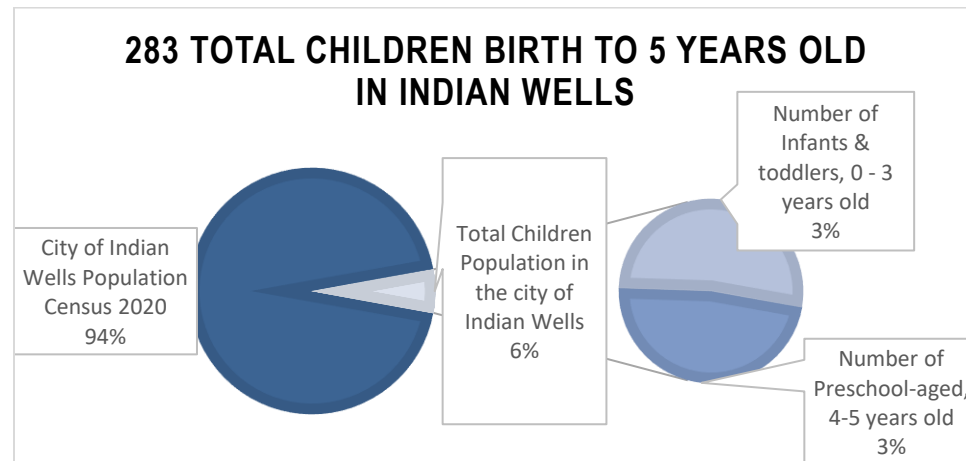


City of Indian Wells Care Licensed Facilities

The information below informs the number of licensed Child Care Centers and Large Family Child Care Homes (FCCH) programs currently operating in your city.

Special Note: FCCH are allowed by right to operate in their residential home as state law SB234 exempts from local planning/use of permits, business licenses and other permits/fees. 2024 CDSS Licensing Data

Zip Code: 92210 (2,418,177 Riverside County Population Census 2020)

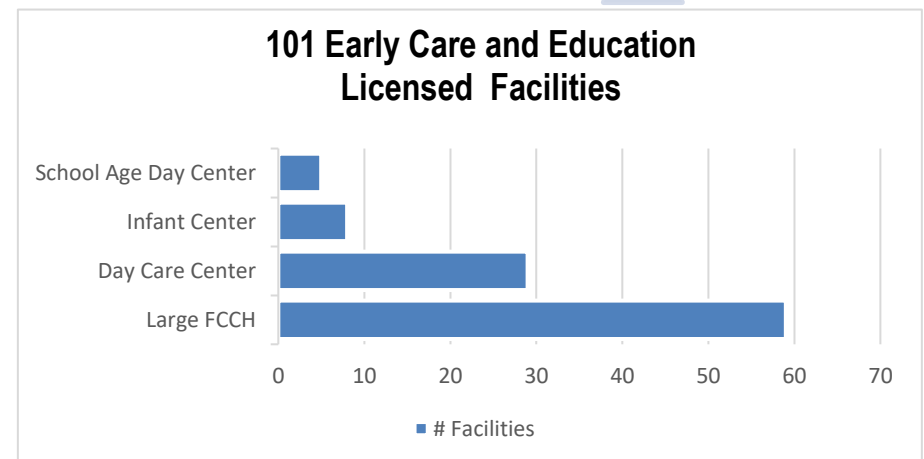
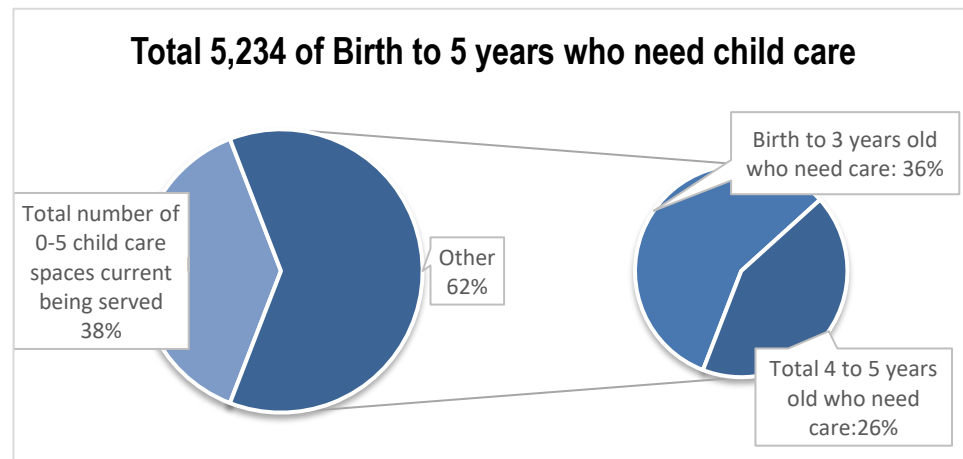
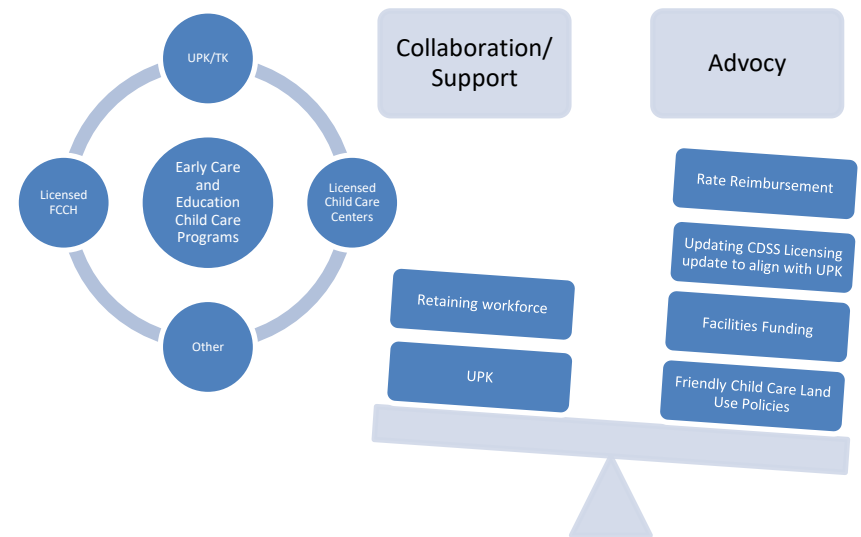
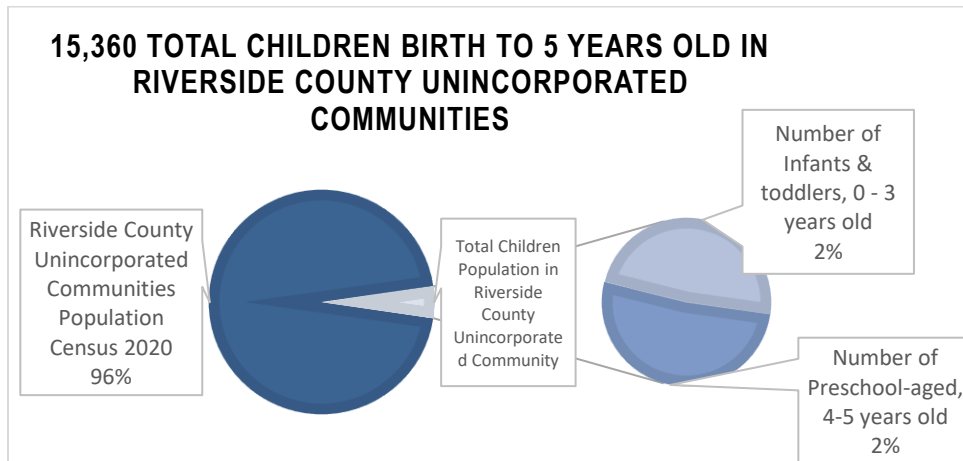


Riverside County (Unincorporated Communities) Child Care Licensed Facilities

The information below informs the number of licensed Child Care Centers and Large Family Child Care Homes (FCCH) programs currently operating in your city.

Special Note: FCCH are allowed by right to operate in their residential home as state law SB234 exempts from local planning/use of permits, business licenses and other permits/fees.
2024 CDSS Licensing Data

(2,418,177 Riverside County Population Census 2020)

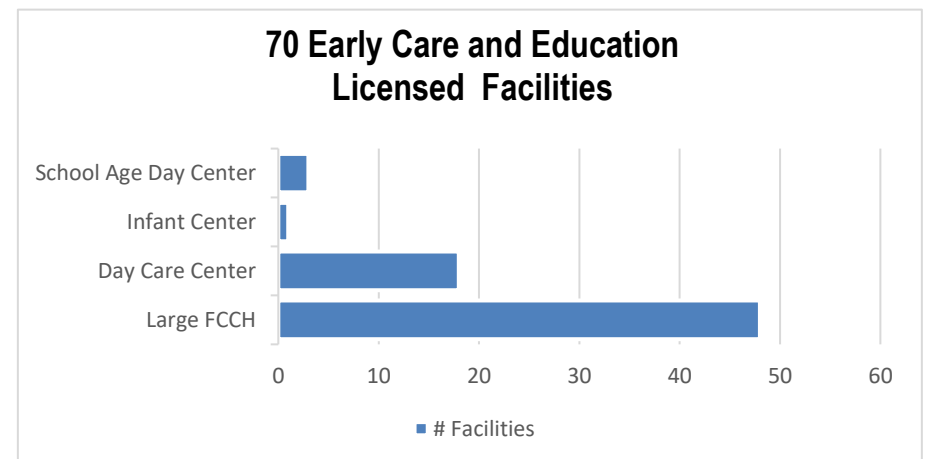
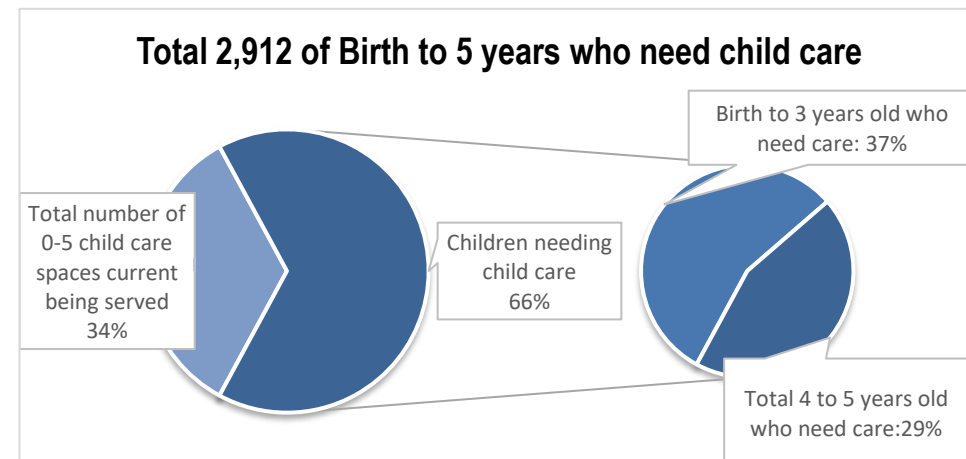
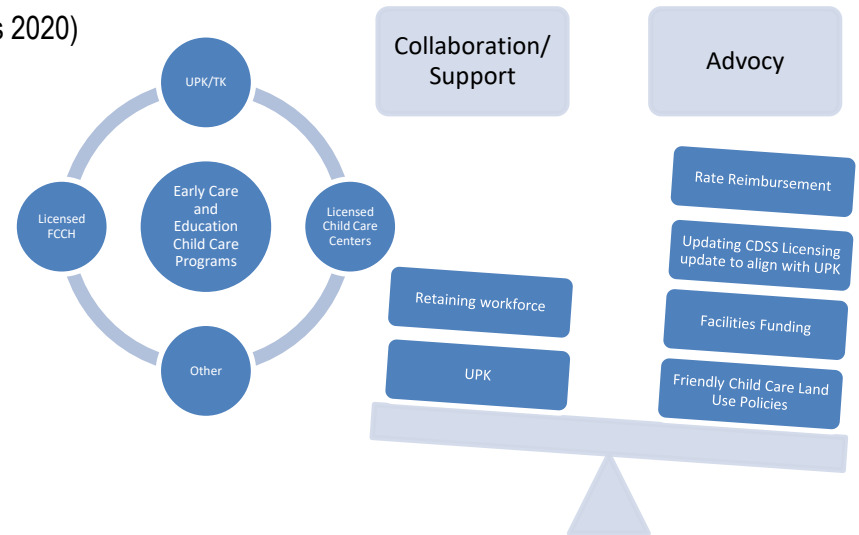
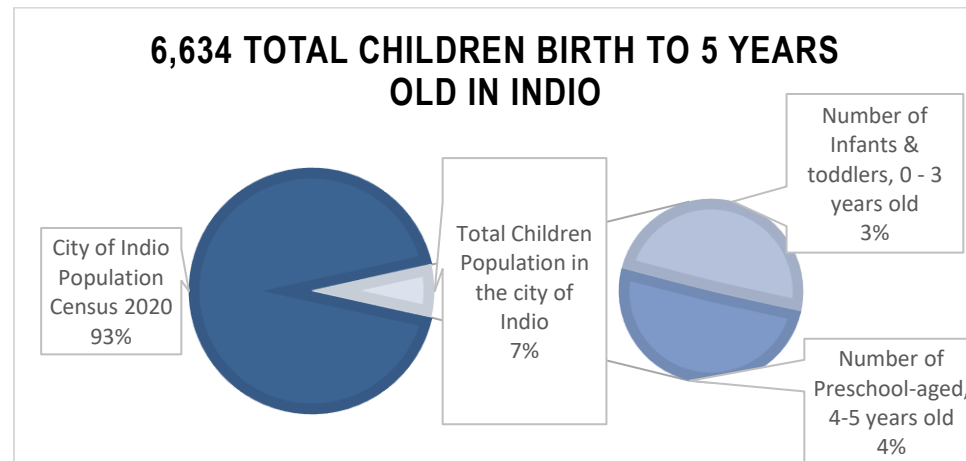


City of Indio Child Care Licensed Facilities

The information below informs the number of licensed Child Care Centers and Large Family Child Care Homes (FCCH) programs currently operating in your city.

Special Note: FCCH are allowed by right to operate in their residential home as state law SB234 exempts from local planning/use of permits, business licenses and other permits/fees. 2024 CDSS Licensing Data

Zip Code: 92201, 92202, 92203 (2,418,177 Riverside County Population Census 2020)

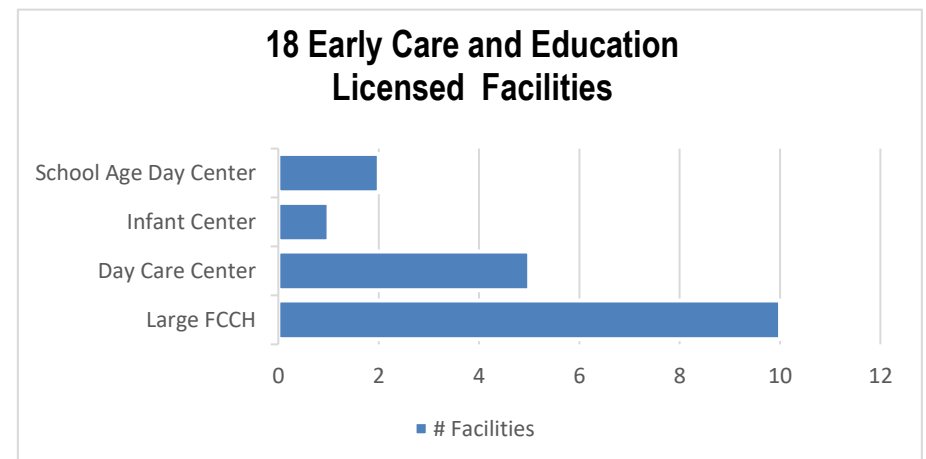
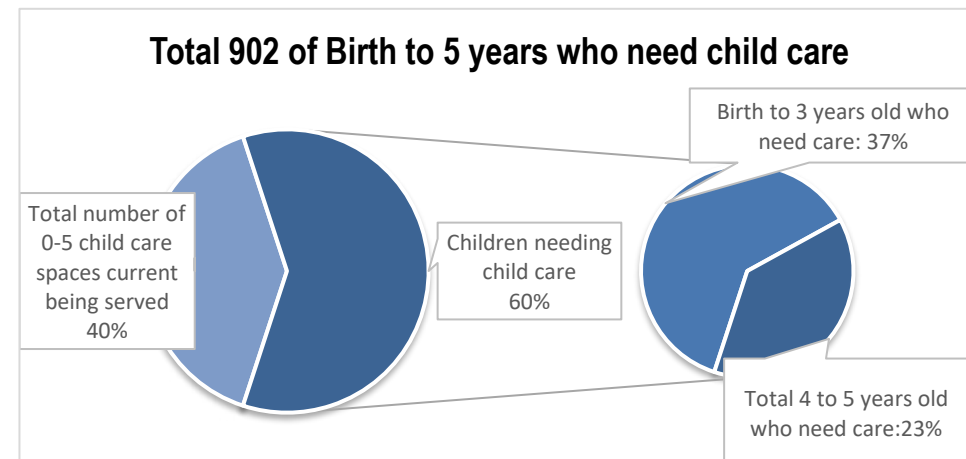
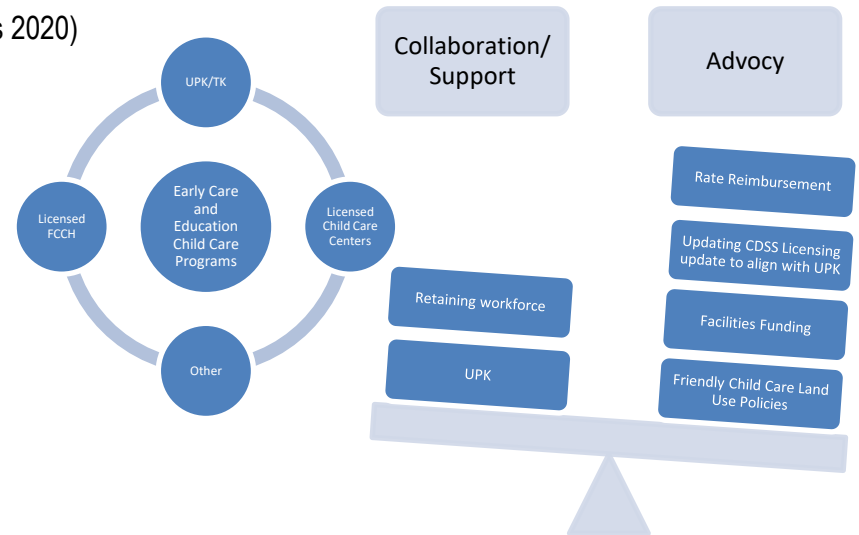
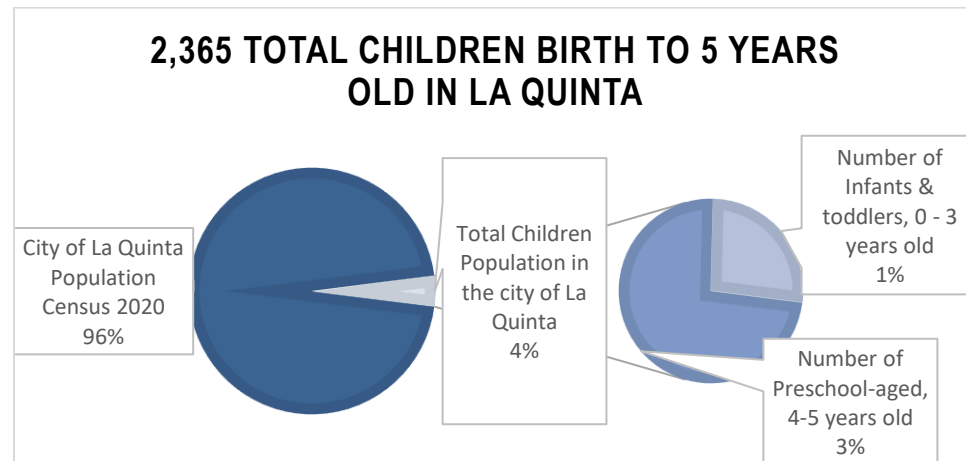


City of La Quinta Child Care Licensed Facilities

The information below informs the number of licensed Child Care Centers and Large Family Child Care Homes (FCCH) programs currently operating in your city.

Special Note: FCCH are allowed by right to operate in their residential home as state law SB234 exempts from local planning/use of permits, business licenses and other permits/fees. 2024 CDSS Licensing Data

Zip Code: 92247, 92248, 92253 (2,418,177 Riverside County Population Census 2020)

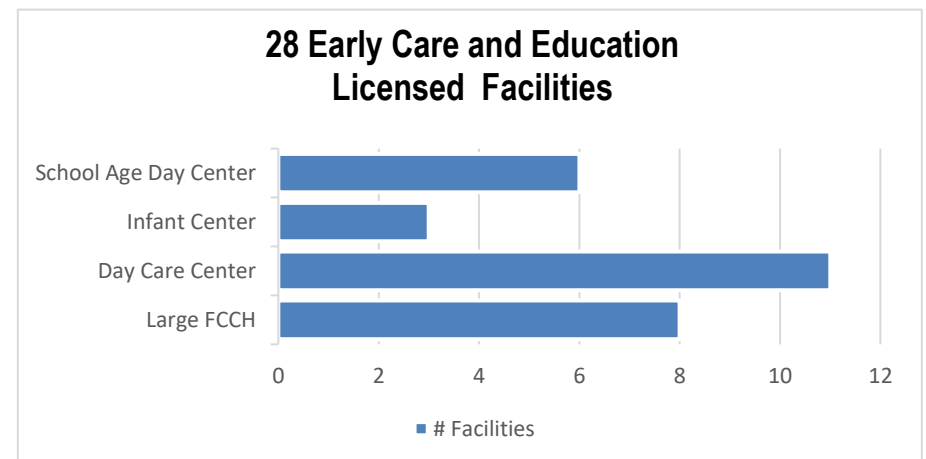
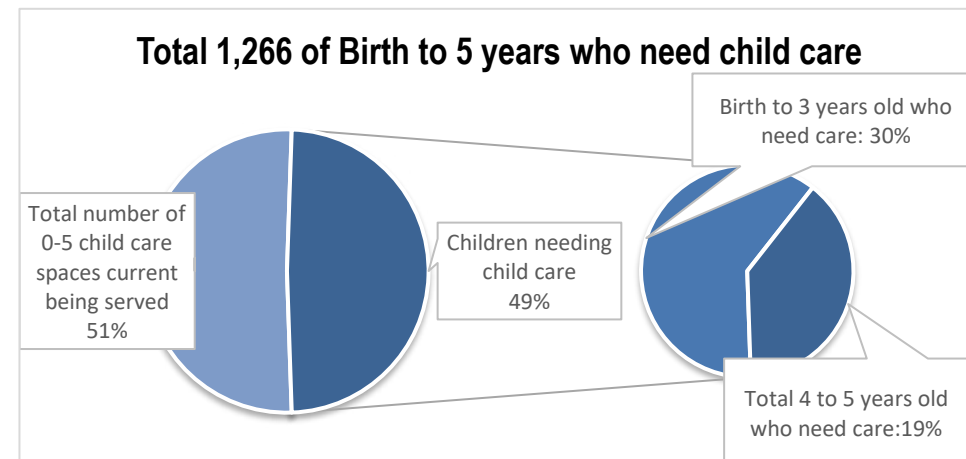
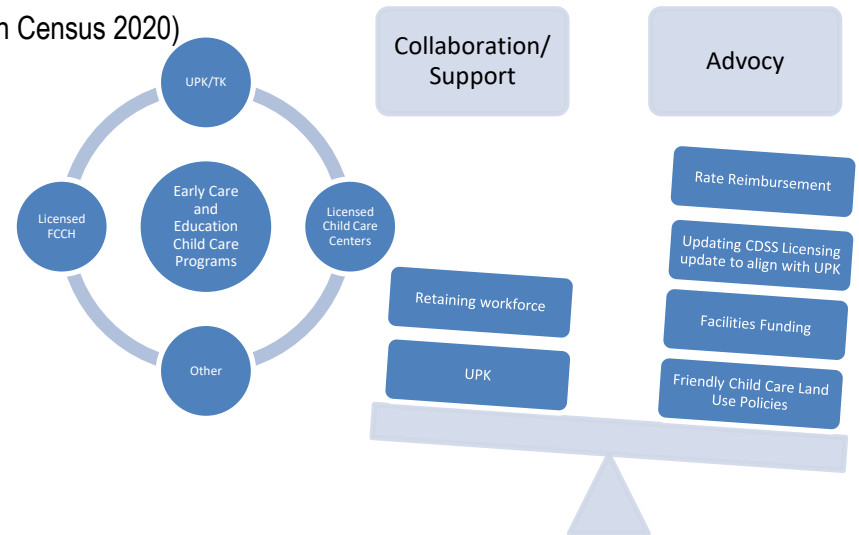
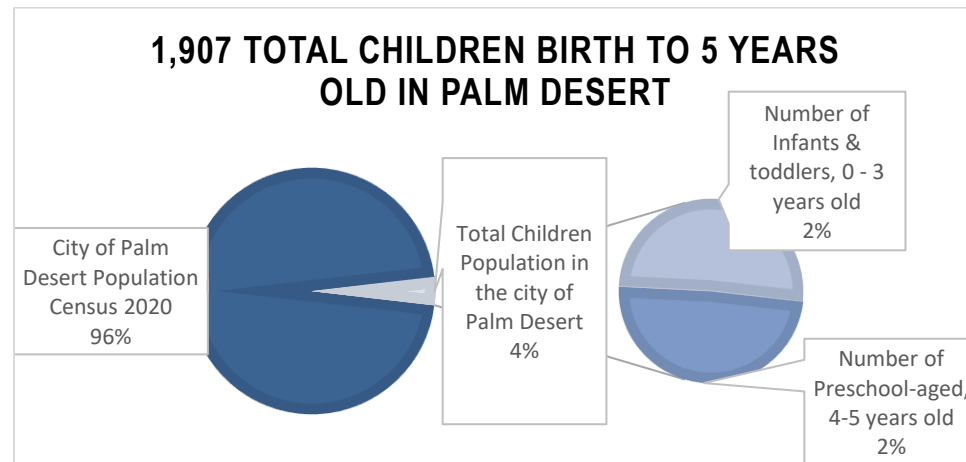


City of Palm Desert Child Care Licensed Facilities

The information below informs the number of licensed Child Care Centers and Large Family Child Care Homes (FCCH) programs currently operating in your city.

Special Note: FCCH are allowed by right to operate in their residential home as state law SB234 exempts from local planning/use of permits, business licenses and other permits/fees.
2024 CDSS Licensing Data

Zip Code: 92211, 92255, 92260, 92261 (2,418,177 Riverside County Population Census 2020)



City of Rancho Mirage Child Care Licensed Facilities

The information below informs the number of licensed Child Care Centers and Large Family Child Care Homes (FCCH) programs currently operating in your city.

Special Note: FCCH are allowed by right to operate in their residential home as state law SB234 exempts from local planning/use of permits, business licenses and other permits/fees.
2024 CDSS Licensing Data

Zip Code: 92270 (2,418,177 Riverside County Population Census 2020)

